



FOREIGN CONTRIBUTIONS

Balance Sheet as at 31st March 2020


Previous Year Rs.	FUNDS & LIABILITIES	Amount Rs.	Previous Year Rs.	PROPERTIES & ASSETS	Amount Rs.
	Capital Funds :		7,08,311	Land & Buildings	6,75,750
7,42,398	Land & Building Fund	7,12,053	-	Construction Work-in-Progress	-
5,00,315	Movable Properties Fund	4,70,726	2,29,459	Movable Properties	1,82,262
22,99,944	Endowment & Permanent Fund	22,99,944		Investments :	
64,654	Development Fund	68,858	22,99,944	Endowment & Permanent Fund Investments	22,99,944
	Reserves :		34,087	Land & Building Fund Investments	36,303
	General Funds -		2,70,856	Movable Properties Fund Investments	2,88,464
52,423	Educational & Cultural	56,423	64,654	Development Fund Investments	68,858
1,009	Medical	1,009	33,84,062	Other Investment	34,64,844
41,31,794	Rural Development	35,51,558		Loans & Advances	
55,008	General	59,568		Sundry Debtors	
-	Other Fund	-		Sundry Amount Receivable :	
-	Relief Fund	-		Unadjusted Items	
	Loans & Advances			Others	
	Sundry Creditors			Sundry Deposits	
	Sundry Amounts Payable :			Stock of Sundry Materials	
	Outstanding Expenses		-	Closing Stock (As per I/E A/c)	-
	Unadjusted Items		1,266	Cash in Hand	2,780
	Others		8,54,906	Balances with Banks	2,00,934
	Sundry Deposits			General Fund (Debit Balance) :	
				Educational & Cultural	-
				Medical	-
				Rural Development	-
				General	-
78,47,545	TOTAL Rs.	72,20,139	78,47,545	TOTAL Rs.	72,20,139

THIS IS THE BALANCE SHEET IN TERMS OF OUR REPORT OF EVEN DATE

Note : Figures to be furnished rounded off to the nearest rupee.

Place : Ranchi

Date : 27/10/2020



P.P.
Auditors

Sriami Bhoreshan
Secretary



FOREIGN CONTRIBUTIONS

Income & Expenditure Account for the year ended 31st March 2020

E X P E N D I T U R E

I N C O M E

Previous Year Total	Particulars	Educational, Medical, Rural & Gen. Services Rs.	Previous Year Total	Particulars	Educational, Medical, Rural & Gen. Services Rs.
2,29,600	Establishment Expenses	3,43,176	39,02,238	Donation -- Cash	13,65,747
	Educational Expenses :			Donation -- Kind	
	Scholarships/Stipends/Aids	21,516		Grants	
	Sports/Prizes/Excursions etc..			Interest on :	
	Library Expenses			Govt. Securities	
6,71,046	Training Programmes	11,953	1,84,000	Bonds	1,84,000
	Examination & Laboratory Exp	10,860	2,53,146	Bank/P.O. Deposits	2,54,421
	Others (Schedule Enclosed)			Other Deposits	
20,350	Cultural expenses	495		Other Income (Schedule Enclosed)	
	Medical Expenses :			Receipts from :	
32,001	Hospitals/Dispensaries	49,341		Headquarters (Schedule Enclosed)	
3,51,054	Mobile Units, Medical Camps	4,80,004		Branches (Schedule Enclosed)	
	Others (Schedule Enclosed)				
	Relief & Welfare Expenses :				
	Primary Relief				
	Rehabilitation				
69,396	Welfare Work	1,17,717			
20,61,022	Project Exp. etc. (Community Welfare)	11,07,164			
	Publication/Distbn. of Religious Books				
	Expenses on Trainees' Products				
	Exp. on Dairy, Poultry & Fishery				
	Agricultural Expenses				
	Souvenir/Charity Show Exp.				
	Puja & Celebrations				
1,64,153	Boarding Expenses				
	Repairs, Renewals & Maintenance :				
	Land & Buildings incl. Garden				
1,02,261	Motor Vehicles	2,29,727			
	Generators				
	Computers/Software/Website				
	Petty Equipment / Utensils				
	General Repair & Replacements				
	Printing & Stationery				
	Postage & Telephones				
1,11,052	Travelling & Transit				
	Audit Fees & Expenses				
	Miscellaneous Expenses :				
	Rent & Municipal Taxes				
	Insurance Charges				
	Legal Expense				
8,206	Others (Schedule Enclosed)	3,891			
	Payment to :				
	Headquarters (Schedule Enclosed)				
	Branches (Schedule Enclosed)				
38,20,141	TOTAL C/O (Rs.)	23,75,844	43,39,384	TOTAL C/O (Rs.)	18,04,168



FOREIGN CONTRIBUTIONS


Income & Expenditure Account for the year ended 31st March 2020

E X P E N D I T U R E

I N C O M E

Previous Year Total	Particulars	Educational, Medical, Rural & Gen. Services Rs.	Previous Year Total	Particulars	Educational, Medical, Rural & Gen. Services Rs.
38,20,141	TOTAL B/F (Rs.)	23,75,844	43,39,384	TOTAL B/F (Rs.)	18,04,168
	Opening Stock :			Closing Stock :	
	Publication/Religious Literature			Publication/Religious Literature	
	Religious/Other Articles			Religious/Other Articles	
	Students'/Medical Stores etc..			Students'/Medical Stores etc..	
	Trainees' Products			Trainees' Products	
	Dairy/Poultry/Fishery			Dairy/Poultry/Fishery	
	Agriculture			Agriculture	
	Consumable: Goods/Stock/Stores			Consumable: Goods/Stock/Stores	
	Other Items (Schedule Enclosed)			Other Items (Schedule Enclosed)	
5,19,243	Surplus Carried Down	-	-	Deficit Carried Down	5,71,676
43,39,384	TOTAL (Rs.)	23,75,844	43,39,384	TOTAL (Rs.)	23,75,844
-	Deficit Brought Down	5,71,676	5,19,243	Surplus Brought Down	-
	Capital Expenditure met			Receipts against earlier Years' Deficit	
	from Revenue income :			Government Grants	
	a. Land & Building etc.. :			Public/Private/CSR Bodies' Grants	
	Land			Donations	
	Building etc.				
	Construction W.I.P.				
	b. Movable Properties :			Profit on sale of :	
	Furniture/Equipment etc..			(sale proceeds less Book Value)	
	Vehicles			Investment	
	Library Books		20,984	Other Assets	
	Loss on Sale of / Written of Investment				
	Loss on Sale of / Written of Other Assets				
5,40,227	Surplus Carried to Balance Sheet	-	-	Deficit Carried to Balance Sheet	5,71,676
5,40,227	TOTAL (Rs.)	5,71,676	5,40,227	TOTAL (Rs.)	5,71,676

Note : Figures should be furnished rounded off to the nearest rupee.
Strike out items which are not relevant.



P. Paul
Auditors

Suremi Bhavesh
Secretary

RAMAKRISHNA MISSION ASHRAMA, MORABADI, RANCHI - 834 008



FOREIGN CONTRIBUTION FOR THE FINANCIAL YEAR 2019-20

FC Registration No. (as renewed in 2016)

337800082

Designated Bank A/C No.

11049045025

Name & Address of the Bank

State Bank of India, Court Compound,
Ranchi - 834001

Date of submission of online return

Summary of transactions during the year 2019-20 as filled in FC-4 return

Opening Balance		69,09,775
Receipts:		
a) Interest	4,62,449	
b) Other receipts from projects/activities (Other Income)	-	
c) FC received from foreign source	13,65,747	
d) FC received from local source	-	18,28,196
Utilized:		
a) Admin. Expenses (Rule 5)	2,29,028	
b) Purchase of fresh assets	-	
c) FC transferred to other associations	-	
d) Balance Utilization (Other Expenses)	21,46,816	23,75,844
Closing Balance		63,62,127

Statement Disclosing incorporation of Receipts & Utilisation of Foreign Contribution as filed in FC-4 Return in Consolidated Annual Accounts as at 31.03.2020


Particulars	Amount Rs.	Figures as per FC-4 Return Rs.
OPENING BALANCE		
Endowment & Permanent Fund Investments	22,99,944	
Land & Building Fund Investments	34,087	
Movable Properties Fund Investments	2,70,856	
Development Fund Investments	64,654	
Other Investment	33,84,062	
Cash in Hand	1,266	
Balances with Banks	8,54,906	
Others (Schedule enclosed)		69,09,775
RECEIPT (as First & Second Recipient)		
Donations	13,65,747	
Donations in kind	-	
Grants	-	
Interest Received on :		
Government Securities	-	
Bonds	1,84,000	
Bank/Post Office Deposits	2,78,449	
Other Investments	-	
Other Income	-	
Revenue Receipts from :		
Headquarters	-	
Branches	-	
Receipts against earlier Years' Deficit	-	

Particulars	Amount Rs.	Figures as per FC-4 Return Rs.
WDV of Assets sold:		
Land & Buildings		
Movable Properties		
Land & Building Fund : Donations / Grants / Gifts	-	
Movable Properties Fund : Donations / Grants / Gifts	-	
Endowment & Permanent Fund Don.	-	
Development Fund: Donations / Grants / Gifts	-	
Capital Receipts from :		
Headquarters		
Branches		
Sundry Deposits		
Loans & Advances		
Sundry Creditors		
Sundry Debtors		
Others		18,28,196
UTILISATION		
Establishment Expenses (Salary, Electricity, Water, etc.)	3,43,176	
Educational Expenses :		
Scholarship, Stipends & Aids	21,516	
Sports, Prizes, Excursions etc.	-	
Library Expenses	-	
Training Programmes	11,953	
Examination & Laboratory Expenses	10,860	
Others	-	
Cultural expenses	495	
Medical expenses :		
Hospitals & Dispensaries	49,341	
Mobile Medical Units & Camps	4,80,004	
Others	-	
Primary Relief / Rehab. Expenses	-	
Welfare Work (incl. Pecuniary Help)	1,17,717	
Project exp. etc. (Rural Developments)	11,07,164	
Publication of Religious Books	-	
Expenses on Trainees' Products	-	
Exp. on Dairy, Poultry, Fishery, Etc.	-	
Agricultural expenses	-	
Exp. on Souvenir, Charity show etc.	-	
Puja & Celebrations	-	
Boarding Expenses : Food & Fuel etc.	-	
Repairs, Renewals & Maintenance :		
Maintenance of Land & Buildings	-	
Fuel & Repairs of Motor Vehicles	2,29,727	
Generators	-	
Computers	-	
Petty Equipments/Utensils	-	
General Repairs, Replacements	-	
Printing & Stationery	-	
Postage & Telephone	-	
Travelling & Transit	-	
Audit Fees & Expenses	-	
Miscellaneous Expenses :		
Rent / Municipal Taxes	-	
Insurance Charges	-	
Legal Expenses	-	
Others (Specify)	3,891	
Revenue Payments to : Headquarters/Branches	-	

Particulars	Amount Rs.	Figures as per FC-4 Return Rs.
Land (Purchase/Gift)	-	
Building (Construction/Gift)	-	
Boundary wall	-	
Electrical Installation	-	
Tube-well/Water System	-	
Furniture, Equipment	-	
Office Machinery	-	
Computers	-	
Electrical Equipment/Generators	-	
X-ray Plant, Accessories	-	
Medical Equipment, Instrument	-	
Utensils	-	
Bicycles/Cycle-rickshaws	-	
Motor Cars, Jeeps, etc.	-	
Buses, Lorries, etc.	-	
Library Books	-	
Capital Payments to :		
Headquarters		
Branches		
Donations to other trust / organisation	-	
Purchase of Sundry Material		
Sundry Deposits		
Loans & Advances		
Sundry Debtors		
Sundry Creditors		
Others		23,75,844
CLOSING BALANCE		
Endowment & Permanent Fund Investments	22,99,944	
Land & Building Fund Investments	36,303	
Movable Properties Fund Investments	2,88,464	
Development Fund Investments	68,858	
Other Investment	34,64,844	
Cash in Hand	2,780	
Balances with Banks	2,00,934	
Others (Schedule enclosed)		63,62,127

This is to certify that all Receipts & Utilization shown in the FC-4 return for the year ended 31.03.2020 have been duly incorporated under the heads of accounts as mentioned above in the consolidated annual accounts i.e., Balance Sheet and Income & Expenditure Statement as at 31.03.2020 of Ramakrishna Mission Ashrama, Morabadi, Ranchi-834008 as reported in our Audit Report dated

Date: 27/10/2020
Place: Ranchi



P. Paul
Auditors

Swami Bhaveshwar
Secretary




FOREIGN CONTRIBUTIONS
Schedule of Funds as at 31.03.2020

PARTICULARS	Land and Building Fund Rs.	Movable Properties Fund Rs.	Endowment & Permanent Fund Rs.	Development Fund Rs.	General Funds				Other Funds Rs.	Relief Fund Rs.
					Educational and cultural Rs.	Medical Rs.	Rural Development Rs.	General Fund Rs.		
Credit Balance as at 01.04.2019	7,42,398	5,00,315	22,99,944	64,654	52,423	1,009	41,31,794	55,008	-	-
ADD										
Capital Grants					N. A.	N. A.	N. A.	N. A.	N. A.	N. A.
Capital Donations (i.e. Corpus Donations) - Cash					N. A.	N. A.	N. A.	N. A.	N. A.	N. A.
" - Kind			N. A.	N. A.	N. A.	N. A.	N. A.	N. A.	N. A.	N. A.
Transfer From I/E A/c (II) for acquiring Capital Assets	-	-	N. A.	N. A.	N. A.	N. A.	N. A.	N. A.	N. A.	N. A.
Income from Investments	2,216	17,608	N. A.	4,204	N. A.	N. A.	N. A.	N. A.	N. A.	N. A.
Transfer from HQ / Branches										
Transfer from different funds										
Net Surplus as per I/E A/c (II)	N. A.	N. A.	N. A.	N. A.	4,000	-	-	4,560		
A TOTAL	Rs. 7,44,614	5,17,923	22,99,944	68,858	56,423	1,009	41,31,794	59,568	-	-
Less										
Depreciation on Assets (Contra)	32,561	47,197	N. A.	N. A.	N. A.	N. A.	N. A.	N. A.	N. A.	N. A.
Transfer to HQ / Branches										
Transfer to different funds										
Donations to other trust / organisation					N. A.	N. A.	N. A.	N. A.	N. A.	N. A.
Net Deficit as per I/E A/c (II)	N. A.	N. A.	N. A.	N. A.	-	-	5,80,236			
B Total Deduction	Rs. 32,561	47,197	-	-	-	-	5,80,236	-	-	-
Balance as at 31.03.2020 as per Balance Sheet (A-B)	Rs. 7,12,053	4,70,726	22,99,944	68,858	56,423	1,009	35,51,558	59,568	-	-

Note : 1) N. A. Indicates that the particular item is not applicable to the Fund concerned & hence no entry is to be made there.

2) Figures should be furnished rounded off to the nearest rupee.



P. Paul
Auditors

Sriam Bhaseshore
Secretary



FOREIGN CONTRIBUTIONS


Schedule of Investment As At 31.03.2020

PARTICULARS	B R E A K - U P D E T A I L S					
	Investments with Centre Rs.	Land & Bldg. Fund Invest. Rs.	Mov. Prop. Fund Invest. Rs.	Endowment & Permanent Fund Rs.	Development Fund Invest. Rs.	Other Investments Rs.
A. GOVERNMENT SECURITIES (Furnish Names of Securities)						
(Attach Separate Annexure, if necessary)	-					
Sub Total	-	-	-	-	-	-
B. BONDS						
1. GOVT. OF INDIA 8 % TAXABLE BONDS	23,00,000			22,99,944		56
(Attach Separate Annexure, if necessary)	-					
Sub Total	23,00,000	-	-	22,99,944	-	56
C. FIXED/TERM DEPOSITS (P. O. / Bank)						
1. STATE BANK OF INDIA	38,58,413	36,303	2,88,464		68,858	34,64,788
(Attach Separate Annexure, if necessary)	-					
Sub Total	38,58,413	36,303	2,88,464	-	68,858	34,64,788
D. OTHER DEPOSITS						
(Attach Separate Annexure, if necessary)	-					
Sub Total	-	-	-	-	-	-
E. BALANCE IN SAVINGS A/C						
(Attach Separate Annexure, if necessary)	-					
Sub Total	-	-	-	-	-	-
T O T A L **	61,58,413	36,303	2,88,464	22,99,944	68,858	34,64,844

** Should tally with figures as per Balance Sheet.

Note : 1. Under the column to the right of " Particulars " the details of the closing figure (at the end of the financial year) of Investment are to be furnished.

2. Figure should be furnished rounded off to the nearest rupee.



P. Paul
Auditor

Sram - B. Verghese
Secretary




RAMAKRISHNA MISSION ASHRAMA, MORABADI, RANCHI - 834 008

FOREIGN CONTRIBUTIONS

Schedule of Assets As At 31.03.2020

Original Cost	Depreciation upto the end of previous year	Description of Assets	Written down values as at 01.04.2019 Rs.	Addition During the Year		Discarded, Transferred, Sold during the year (Rs.)	Amount on which depreciation is charged (Rs.)	Rate of Depreciation	Depreciation for the year Rs.	Written down values as at 31.03.2020 Rs.	Original Cost as at 31.03.2020 Rs.	Accumulated Depreciation as at 31.03.2020 Rs.
				From Capital Receipts* Rs.	Out of Revenue Income (Rs.)							
Land & Buildings												
57,072		1. Land	57,072			-	-	-	-	57,072	57,072	-
12,95,737	6,50,670	2. Buildings	6,45,067			-	6,45,067	5%	32,253	6,12,814	12,95,737	6,82,923
9,988	7,862	3. Boundary Wall	2,126			-	2,126	5%	106	2,020	9,988	7,968
-	-	4. Statue	-			-	-	5%	-	-	-	-
-	-	5. Tube-wells & Water Connection	-			-	-	5%	-	-	-	-
-	-	6. Lift	-			-	-	15%	-	-	-	-
-	-	7. Roads & Pavements	-			-	-	5%	-	-	-	-
13,277	9,231	8. Bio Gas Plant/ Oven	4,046			-	4,046	5%	202	3,844	13,277	9,433
-	-	9.	-			-	-	-	-	-	-	-
13,76,074	6,67,763	TOTAL Rs.	7,08,311	-	-	-	6,51,239		32,561	6,75,750	13,76,074	7,00,324
II. Construction Work-in-Progress Rs.												
III. Movable Properties												
a. Furniture, Equipment, Plant etc.												
1,10,774	1,04,127	1. Furniture	6,647			-	6,647	10%	665	5,982	1,10,774	1,04,792
-	-	2. Equipment (Other than Electrical)	-			-	-	10%	-	-	-	-
-	-	3. Office Machinery (incl. Calculators)	-			-	-	15%	-	-	-	-
1,82,648	1,76,237	4. Computers	6,411			-	6,411	40%	2,564	3,847	1,82,648	1,78,801
3,56,686	2,14,684	5. Electrical Installation / Equipments	1,42,002			-	1,42,002	15%	21,300	1,20,702	3,56,686	2,35,984
-	-	6. X-Ray Plant, Accessories etc.	-			-	-	40%	-	-	-	-
1,21,900	1,16,603	7. Medical Equipment, Instrument etc.	5,297			-	5,297	40%	2,119	3,178	1,21,900	1,18,722
-	-	8. Utensils and Utility Items	-			-	-	15%	-	-	-	-
1,16,466	1,14,654	9. Laboratory Equipments	1,812			-	1,812	20%	362	1,450	1,16,466	1,15,016
8,88,474	7,26,305	SUB TOTAL Rs.	1,62,169	-	-	-	1,62,169		27,010	1,35,159	8,88,474	7,53,315
b. Vehicles												
100	100	1. Motor Car, Jeeps, Motorcycles	-			-	-	15%	-	-	100	100
8,17,070	7,49,780	2. Buses, Lorries, Tractors	67,290			-	67,290	30%	20,187	47,103	8,17,070	7,69,967
-	-	3. By-cycle/Cycle-rickshaws	-			-	-	15%	-	-	-	-
8,17,170	7,49,880	SUB TOTAL Rs.	67,290	-	-	-	67,290		20,187	47,103	8,17,170	7,70,067
c. Library Books Rs.												
-	-		-			-	-	15%	-	-	-	-
17,05,644	14,76,185	TOTAL (a+b+c) Rs.	2,29,459	-	-	-	2,29,459		47,197	1,82,262	17,05,644	15,23,382

Note: 1. *This figure should include capitalisation of Construction Work-in-Progress and Asset Gifts in Kind.
2. ** Indicate in this column the Amount transferred to Land & Building on Capitalisation.
3. Figures should be furnished rounded off to the nearest rupee.



P. Paul
Auditors

Sarangi Bhasethan
Secretary




RAMAKRISHNA MISSION ASHRAMA, MORABADI, RANCHI - 834 008

FOREIGN CONTRIBUTIONS

Schedule to Assets Discarded, Transferred and or Sold during the year 2019-20

Description of Assets	Original Cost of Assets Discarded during the year (Rs.)	WDV of Assets Discarded during the year (Rs.)	Original Cost of Assets Transferred during the year (Rs.)	WDV of Assets Transferred during the year (Rs.)	WDV of Work-in-Progress Capitalised during the year (Rs.)	Original Cost of Assets Sold during the year (Rs.)	WDV of Assets Sold during the year (Rs.)	Total (as shown in Schedule of Assets)	Sale Proceeds (Amount realized) from sale of Assets	Profit / Loss on sale of Assets
Land & Buildings										
1. Land					-			-		-
2. Buildings					-			-		-
3. Boundary Wall					-			-		-
4. Statue					-			-		-
5. Tube-wells & Water Connection					-			-		-
6. Lift					-			-		-
7. Roads & Pavements					-			-		-
8. Bio Gas Plant/ Oven					-			-		-
9.					-			-		-
TOTAL	Rs. -	-	-	-	-	-	-	-	-	-
II. Construction Work-in-Progress	Rs. -	-	-	-	-	-	-	-	-	-
III. Movable Properties										
a. Furniture, Equipment, Plant etc.										
1. Furniture					-			-		-
2. Equipment (Other than Electrical)					-			-		-
3. Office Machinery (incl. Calculators)					-			-		-
4. Computers					-			-		-
5. Electrical Installation / Equipments					-			-		-
6. X-Ray Plant, Accessories etc.					-			-		-
7. Medical Equipment, Instrument etc.					-			-		-
8. Utensils and Utility Items					-			-		-
9. Laboratory Equipments					-			-		-
SUB TOTAL	Rs. -	-	-	-	-	-	-	-	-	-
b. Vehicles										
1. Motor Car, Jeeps, Motorcycles					-			-		-
2. Buses, Lorries, Tractors					-			-		-
3. By-cycle/Cycle-rickshaws					-			-		-
SUB TOTAL	Rs. -	-	-	-	-	-	-	-	-	-
c. Library Books	Rs. -	-	-	-	-	-	-	-	-	-
TOTAL (a+b+c)	Rs. -	-	-	-	-	-	-	-	-	-



P. Paul
Auditors

Sarani Bhattacharya
Secretary