



FOREIGN CONTRIBUTIONS

Balance Sheet as at 31st March 2019

Previous Year Rs.	FUNDS & LIABILITIES	Amount Rs.	Previous Year Rs.	PROPERTIES & ASSETS	Amount Rs.
	Capital Funds :		7,42,587	Land & Buildings	7,08,311
7,74,594	Land & Building Fund	7,42,398	-	Construction Work-in-Progress	-
5,44,510	Movable Properties Fund	5,00,315	2,90,782	Movable Properties	2,29,459
22,99,944	Endowment & Permanent Fund	22,99,944		Investments :	
60,706	Development Fund	64,654	22,99,944	Endowment & Permanent Fund Investments	22,99,944
	Reserves :		32,007	Land & Building Fund Investments	34,087
	General Funds -		2,53,728	Movable Properties Fund Investments	2,70,856
48,423	Educational & Cultural	52,423	60,706	Development Fund Investments	64,654
1,009	Medical	1,009	33,38,385	Other Investment	33,84,062
36,00,127	Rural Development	41,31,794		Loans & Advances	
50,448	General	55,008		Sundry Debtors	
-	Other Fund	-		Sundry Amount Receivable :	
-	Relief Fund	-		Unadjusted Items	
	Loans & Advances			Others	
	Sundry Creditors			Sundry Deposits	
				Stock of Sundry Materials	
	Sundry Amounts Payable :		-	Closing Stock (As per I/E A/c)	-
	Outstanding Expenses		1,290	Cash in Hand	1,266
	Unadjusted Items		3,60,332	Balances with Banks	8,54,906
	Others			General Fund (Debit Balance) :	
			-	Educational & Cultural	-
	Sundry Deposits		-	Medical	-
			-	Rural Development	-
			-	General	-
73,79,761	TOTAL Rs.	78,47,545	73,79,761	TOTAL Rs.	78,47,545

THIS IS THE BALANCE SHEET IN TERMS OF OUR REPORT OF EVEN DATE

Note : Figures to be furnished rounded off to the nearest rupee.

Place : Ranchi

Date : 24 AUG 2019

Auditors
Secretary

UDIN-19417380AAAAAI8576



RAMAKRISHNA MISSION ASHRAMA, MORABADI, RANCHI - 834 008


FOREIGN CONTRIBUTIONS


Schedule of Funds as at 31.03.2019

PARTICULARS	Land and Building Fund Rs.	Movable Properties Fund Rs.	Endowment & Permanent Fund Rs.	Development Fund Rs.	General Funds				Other Funds Rs.	Relief Fund Rs.
					Educational and cultural Rs.	Medical Rs.	Rural Development Rs.	General Fund Rs.		
Credit Balance as at 01.04.2018	7,74,594	5,44,510	22,99,944	60,706	48,423	1,009	36,00,127	50,448	-	-
ADD										
Capital Grants					N. A.	N. A.	N. A.	N. A.	N. A.	N. A.
Capital Donations (i.e. Corpus Donations) - Cash					N. A.	N. A.	N. A.	N. A.	N. A.	N. A.
" - Kind			N. A.	N. A.	N. A.	N. A.	N. A.	N. A.	N. A.	N. A.
Transfer From I/E A/c (II) for acquiring Capital Assets	-	-	N. A.	N. A.	N. A.	N. A.	N. A.	N. A.	N. A.	N. A.
Income from Investments	2,080	16,492	N. A.	3,948	N. A.	N. A.	N. A.	N. A.	N. A.	N. A.
Transfer from HQ / Branches										
Transfer from different funds										
Net Surplus as per I/E A/c (II)	N. A.	N. A.	N. A.	N. A.	4,000	-	5,31,667	4,560		
A TOTAL Rs.	7,76,674	5,61,002	22,99,944	64,654	52,423	1,009	41,31,794	55,008	-	-
Less										
Depreciation on Assets (Contra)	34,276	60,687	N. A.	N. A.	N. A.	N. A.	N. A.	N. A.	N. A.	N. A.
Transfer to HQ / Branches										
Transfer to different funds										
Donations to other trust / organisation					N. A.	N. A.	N. A.	N. A.	N. A.	N. A.
Net Deficit as per I/E A/c (II)	N. A.	N. A.	N. A.	N. A.	-	-	-	-		
B Total Deduction Rs.	34,276	60,687	-	-	-	-	-	-	-	-
Balance as at 31.03.2019 as per Balance Sheet (A-B) Rs.	7,42,398	5,00,315	22,99,944	64,654	52,423	1,009	41,31,794	55,008	-	-

Note : 1) N. A. Indicates that the particular item is not applicable to the Fund concerned & hence no entry is to be made there.

2) Figures should be furnished rounded off to the nearest rupee.




 Auditors
 UDIN - 19417380 AAAA18576

Srirami Bhaveshwar

Secretary



RAMAKRISHNA MISSION ASHRAMA, MORABADI, RANCHI - 834 008

FOREIGN CONTRIBUTIONS

Schedule of Assets As At 31.03.2019

Original Cost	Depreciation upto the end of previous year	Description of Assets	Written down values as at 01.04.2018 Rs.	Addition During the Year		Discarded, Transferred, Sold during the year (Rs.)	Amount on which depreciation is charged (Rs.)	Rate of Depreciation	Depreciation for the year Rs.	Written down values as at 31.03.2019 Rs.	Original Cost as at 31.03.2019 Rs.	Accumulated Depreciation as at 31.03.2019 Rs.
				From Capital Receipts*	Out of Revenue Income (Rs.)							
Land & Buildings												
57,072		1. Land	57,072			-	-	-	-	57,072	57,072	-
12,95,737	6,16,719	2. Buildings	6,79,018			-	6,79,018	5%	33,951	6,45,067	12,95,737	6,50,670
9,988	7,750	3. Boundary Wall	2,238			-	2,238	5%	112	2,126	9,988	7,862
-	-	4. Statue	-			-	-	5%	-	-	-	-
-	-	5. Tube-wells & Water Connection	-			-	-	5%	-	-	-	-
-	-	6. Lift	-			-	-	15%	-	-	-	-
-	-	7. Roads & Pavements	-			-	-	5%	-	-	-	-
13,277	9,018	8. Bio Gas Plant/ Oven	4,259			-	4,259	5%	213	4,046	13,277	9,231
-	-	9.	-			-	-	-	-	-	-	-
13,76,074	6,33,487	TOTAL Rs.	7,42,587	-	-	-	6,85,515		34,276	7,08,311	13,76,074	6,67,763
II. Construction Work-in-Progress Rs.			-			-	-		-	-	-	-
III. Movable Properties												
a. Furniture, Equipment, Plant etc.												
1,10,774	1,03,388	1. Furniture	7,386			-	7,386	10%	739	6,647	1,10,774	1,04,127
-	-	2. Equipment (Other than Electrical)	-			-	-	10%	-	-	-	-
-	-	3. Office Machinery (incl. Calculators)	-			-	-	10%	-	-	-	-
1,82,648	1,71,963	4. Computers	10,685			-	10,685	40%	4,274	6,411	1,82,648	1,76,237
3,56,686	1,89,625	5. Electrical Installation / Equipments	1,67,061			-	1,67,061	15%	25,059	1,42,002	3,56,686	2,14,684
-	-	6. X-Ray Plant, Accessories etc.	-			-	-	20%	-	-	-	-
1,21,900	1,15,279	7. Medical Equipment, Instrument etc.	6,621			-	6,621	20%	1,324	5,297	1,21,900	1,16,603
-	-	8. Utensils and Utility Items	-			-	-	15%	-	-	-	-
1,16,466	1,14,201	9. Laboratory Equipments	2,265			-	2,265	20%	453	1,812	1,16,466	1,14,654
8,88,474	6,94,456	SUB TOTAL Rs.	1,94,018	-	-	-	1,94,018		31,849	1,62,169	8,88,474	7,26,305
b. Vehicles												
2,10,627	2,09,991	1. Motor Car, Jeeps, Motorcycles	636			636	-	20%	-	-	100	100
8,17,070	7,20,942	2. Buses, Lorries, Tractors	96,128			-	96,128	30%	28,838	67,290	8,17,070	7,49,780
-	-	3. By-cycle/Cycle-rickshaws	-			-	-	20%	-	-	-	-
10,27,697	9,30,933	SUB TOTAL Rs.	96,764	-	-	636	96,128		28,838	67,290	8,17,170	7,49,880
c. Library Books Rs.												
-	-		-			-	-	15%	-	-	-	-
19,16,171	16,25,389	TOTAL (a+b+c) Rs.	2,90,782	-	-	636	2,90,146		60,687	2,29,459	17,05,644	14,76,185

Note : 1. *This figure should include capitalisation of Construction Work-in-Progress and Asset Gifts in Kind.
 2. ** Indicate in this column the Amount transferred to Land & Building on Capitalisation.
 3. Figures should be furnished rounded off to the nearest rupee.

[Signature]
Auditors

[Signature]
Secretary

UDIN-19417380AAAAA18576



FOREIGN CONTRIBUTIONS

Schedule of Investment As At 31.03.2019

PARTICULARS	B R E A K - U P D E T A I L S					
	Investments with Centre Rs.	Land & Bldg. Fund Invest. Rs.	Mov. Prop. Fund Invest. Rs.	Endowment & Permanent Fund Rs.	Development Fund Invest. Rs.	Other Investments Rs.
A. GOVERNMENT SECURITIES (Furnish Names of Securities)						
1.	-					
2. (Attach Separate Annexure, if necessary)	-					
Sub Total	-	-	-	-	-	-
B. BONDS						
1. GOVT. OF INDIA 8 % TAXABLE BONDS	23,00,000			22,99,944		56
2.	-					
3.	-					
4. (Attach Separate Annexure, if necessary)	-					
Sub Total	23,00,000	-	-	22,99,944	-	56
C. FIXED/TERM DEPOSITS (P. O. / Bank)						
1. STATE BANK OF INDIA	37,53,603	34,087	2,70,856		64,654	33,84,006
2.	-					
3.	-					
4. (Attach Separate Annexure, if necessary)	-					
Sub Total	37,53,603	34,087	2,70,856	-	64,654	33,84,006
D. OTHER DEPOSITS						
1.	-					
2.	-					
3.	-					
4. (Attach Separate Annexure, if necessary)	-					
Sub Total	-	-	-	-	-	-
E. BALANCE IN SAVINGS A/C						
1.	-					
2.	-					
3. (Attach Separate Annexure, if necessary)	-					
Sub Total	-	-	-	-	-	-
T O T A L **	60,53,603	34,087	2,70,856	22,99,944	64,654	33,84,062

** Should tally with figures as per Balance Sheet.

Note : 1. Under the column to the right of " Particulars " the details of the closing figure (at the end of the financial year) of Investment are to be furnished.

2. Figure should be furnished rounded off to the nearest rupee.



Auditor

UDIN-1947380AAAAA18576

Secretary

Secretary



RAMAKRISHNA MISSION ASHRAMA, MORABADI, RANCHI - 834 008

FOREIGN CONTRIBUTIONS

Schedule to Assets Discarded, Transferred and or Sold during the year 2018-19

Description of Assets	Original Cost of Assets Discarded during the year (Rs.)	WDV of Assets Discarded during the year (Rs.)	Original Cost of Assets Transferred during the year (Rs.)	WDV of Assets Transferred during the year (Rs.)	WDV of Work-in-Progress Capitalised during the year (Rs.)	Original Cost of Assets Sold during the year (Rs.)	WDV of Assets Sold during the year (Rs.)	Total (as shown in Schedule of Assets)	Sale Proceeds (Amount realized) from sale of Assets	Profit / Loss on sale of Assets
Land & Buildings										
1. Land					-			-		-
2. Buildings					-			-		-
3. Boundary Wall					-			-		-
4. Statue					-			-		-
5. Tube-wells & Water Connection					-			-		-
6. Lift					-			-		-
7. Roads & Pavements					-			-		-
8. Bio Gas Plant/ Oven					-			-		-
9.					-			-		-
TOTAL Rs.	-	-	-	-	-	-	-	-	-	-
II. Construction Work-in-Progress Rs.								-		-
III. Movable Properties										
a. Furniture, Equipment, Plant etc.										
1. Furniture					-			-		-
2. Equipment (Other than Electrical)					-			-		-
3. Office Machinery (incl. Calculators)					-			-		-
4. Computers					-			-		-
5. Electrical Installation / Equipments					-			-		-
6. X-Ray Plant, Accessories etc.					-			-		-
7. Medical Equipment, Instrument etc.					-			-		-
8. Utensils and Utility Items					-			-		-
9. Laboratory Equipments					-			-		-
SUB TOTAL Rs.	-	-	-	-	-	-	-	-	-	-
b. Vehicles										
1. Motor Car, Jeeps, Motorcycles					-	2,10,527	636	636	21,620	20,984
2. Buses, Lorries, Tractors					-			-		-
3. By-cycle/Cycle-rickshaws					-			-		-
SUB TOTAL Rs.	-	-	-	-	-	2,10,527	636	636	21,620	20,984
c. Library Books Rs.								-		-
TOTAL (a+b+c) Rs.	-	-	-	-	-	2,10,527	636	636	21,620	20,984

Auditors

Secretary

UDIN-19417380 AAAAAJ8576

RAMAKRISHNA MISSION ASHRAMA, MORABADI, RANCHI - 834 008



FOREIGN CONTRIBUTION FOR THE FINANCIAL YEAR 2018-19

FC Registration No. (as renewed in 2016)

337800082

Designated Bank A/C No.

11049045025

Name & Address of the Bank

State Bank of India, Court Compound,
Ranchi - 834001

Date of submission of online return

Summary of transactions during the year 2018-19 as filed in FC-4 return

Opening Balance	Rs.	63,46,392
Receipts during the year from Foreign Source	Rs.	39,02,238
Receipts during the year from Local FC Source (Other than Interest)	Rs.	
Interest and Other Income earned	Rs.	4,81,286
Utilised	Rs.	38,20,141
Closing Balance	Rs.	69,09,775

Statement Disclosing incorporation of Receipts & Utilisation of Foreign Contribution as filed in FC-4 Return in Consolidated Annual Accounts as at 31.03.2019

Particulars	Amount	Figures as per
	Rs.	FC-4 Return Rs.
OPENING BALANCE		
Endowment & Permanent Fund Investments	22,99,944	
Land & Building Fund Investments	32,007	
Movable Properties Fund Investments	2,53,728	
Development Fund Investments	60,706	
Other Investment	33,38,385	
Cash in Hand	1,290	
Balances with Banks	3,60,332	
Others (Schedule enclosed)		63,46,392
RECEIPT (as First & Second Recipient)		
Donations	39,02,238	
Donations in kind	-	
Grants	-	
Interest Received on :		
Government Securities	-	
Bonds	1,84,000	
Bank/Post Office Deposits	2,75,666	
Other Investments	-	
Other Income	20,984	
Revenue Receipts from :		
Headquarters	-	
Branches	-	
Receipts against earlier Years' Deficit	-	
WDV of Assets sold:		
Land & Buildings		
Movable Properties	636	
Land & Building Fund : Donations / Grants / Gifts	-	

Particulars	Amount Rs.	Figures as per FC-4 Return Rs.
Movable Properties Fund : Donations / Grants / Gifts	-	
Endowment & Permanent Fund Don.	-	
Development Fund: Donations / Grants / Gifts	-	
Capital Receipts from :		
Headquarters		
Branches		
Sundry Deposits		
Loans & Advances		
Sundry Creditors		
Sundry Debtors		
Others		43,83,524
UTILISATION		
Establishment Expenses (Salary, Electricity, Water, etc.)	2,29,600	
Educational Expenses :		
Scholarship, Stipends & Aids	-	
Sports, Prizes, Excursions etc.	-	
Library Expenses	-	
Training Programmes	6,71,046	
Examination & Laboratory Expenses	-	
Others	-	
Cultural expenses	20,350	
Medical expenses :		
Hospitals & Dispensaries	32,001	
Mobile Medical Units & Camps	3,51,054	
Others	-	
Primary Relief / Rehab. Expenses	-	
Welfare Work (incl. Pecuniary Help)	69,396	
Project exp. etc. (Rural Developments)	20,61,022	
Publication of Religious Books	-	
Expenses on Trainees' Products	-	
Exp. on Dairy, Poultry, Fishery, Etc.	-	
Agricultural expenses	-	
Exp. on Souvenir, Charity show etc.	-	
Puja & Celebrations	-	
Boarding Expenses : Food & Fuel etc.	1,64,153	
Repairs, Renewals & Maintenance :		
Maintenance of Land & Buildings	-	
Fuel & Repairs of Motor Vehicles	1,02,261	
Generators	-	
Computers	-	
Petty Equipments/Utensils	-	
General Repairs, Replacements	-	
Printing & Stationery	-	
Postage & Telephone	-	
Travelling & Transit	1,11,052	
Audit Fees & Expenses	-	
Miscellaneous Expenses :		
Rent / Municipal Taxes	-	
Insurance Charges	-	
Legal Expenses	-	
Others (Specify)	8,206	
Revenue Payments to : Headquarters/Branches	-	
Land (Purchase/Gift)	-	

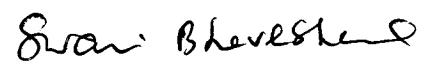
Particulars	Amount Rs.	Figures as per FC-4 Return Rs.
Building (Construction/Gift)	-	
Boundary wall	-	
Electrical Installation		
Tube-well/Water System	-	
Furniture, Equipment	-	
Office Machinery	-	
Computers	-	
Electrical Equipment/Generators	-	
X-ray Plant, Accessories	-	
Medical Equipment, Instrument	-	
Utensils	-	
Bicycles/Cycle-rickshaws	-	
Motor Cars, Jeeps, etc.	-	
Buses, Lorries, etc.	-	
Library Books	-	
Capital Payments to :		
Headquarters		
Branches		
Donations to other trust / organisation	-	
Purchase of Sundry Material		
Sundry Deposits		
Loans & Advances		
Sundry Debtors		
Sundry Creditors		
Others		38,20,141
CLOSING BALANCE		
Endowment & Permanent Fund Investments	22,99,944	
Land & Building Fund Investments	34,087	
Movable Properties Fund Investments	2,70,856	
Development Fund Investments	64,654	
Other Investment	33,84,062	
Cash in Hand	1,266	
Balances with Banks	8,54,906	
Others (Schedule enclosed)		69,09,775

This is to certify that all Receipts & Utilization shown in the FC-4 return for the year ended 31.03.2019 have been duly incorporated under the heads of accounts as mentioned above in the consolidated annual accounts i.e., Balance Sheet and Income & Expenditure Statement as at 31.03.2019 of Ramakrishna Mission Ashrma , Morabadi ,Ranchi-834008 as reported in our Audit Report dated

Date: 24 AUG 2019
Place: Ranchi




Auditors


Secretary

UDIN-19417380AAAAAI8576



RAMAKRISHNA MISSION ASHRAMA, MORABADI, RANCHI - 834 008

FOREIGN CONTRIBUTIONS

Income & Expenditure Account for the year ended 31st March 2019

EXPENDITURE

INCOME

Previous Year Total	Particulars	Educational, Medical, Rural & Gen. Services Rs.	Previous Year Total	Particulars	Educational, Medical, Rural & Gen. Services Rs.
10,24,631	Establishment Expenses	2,29,600	11,27,823	Donation -- Cash	39,02,238
	Educational Expenses :			Donation -- Kind	
	Scholarships/Stipends/Aids		3,32,865	Grants	
	Sports/Prizes/Excursions etc..			Interest on :	
	Library Expenses			Govt. Securities	
68,725	Training Programmes	6,71,046	1,26,756	Bonds	1,84,000
4,989	Examination & Laboratory Exp		3,09,795	Bank/P.O. Deposits	2,53,146
	Others (Schedule Enclosed)			Other Deposits	
	Cultural expenses	20,350		Other Income (Schedule Enclosed)	
	Medical Expenses :			Receipts from :	
	Hospitals/Dispensaries	32,001		Headquarters (Schedule Enclosed)	
3,11,052	Mobile Units, Medical Camps	3,51,054		Branches (Schedule Enclosed)	
34,247	Others (Schedule Enclosed)				
	Relief & Welfare Expenses :				
	Primary Relief				
	Rehabilitation				
27,954	Welfare Work	69,396			
3,51,663	Project Exp. etc. (Community Welfare)	20,61,022			
	Publication/Distbn. of Religious Books				
	Expenses on Trainees' Products				
	Exp. on Dairy, Poultry & Fishery				
	Agricultural Expenses				
	Souvenir/Charity Show Exp.				
	Puja & Celebrations				
1,92,765	Boarding Expenses	1,64,153			
	Repairs, Renewals & Maintenance :				
	Land & Buildings incl. Garden				
1,08,883	Motor Vehicles	1,02,261			
	Generators				
	Computers/Software/Website				
	Petty Equipment / Utensils				
	General Repair & Replacements				
	Printing & Stationery				
	Postage & Telephones				
1,37,208	Travelling & Transit	1,11,052			
	Audit Fees & Expenses				
	Miscellaneous Expenses :				
	Rent & Municipal Taxes				
	Insurance Charges				
	Legal Expense				
743	Others (Schedule Enclosed)	8,206			
	Payment to :				
	Headquarters (Schedule Enclosed)				
	Branches (Schedule Enclosed)				
22,62,860	TOTAL C/O (Rs.)	38,20,141	18,97,239	TOTAL C/O (Rs.)	43,39,384



FOREIGN CONTRIBUTIONS

Income & Expenditure Account for the year ended 31st March 2019

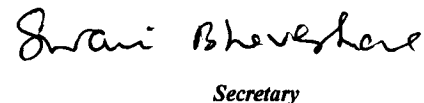
E X P E N D I T U R E

I N C O M E

Previous Year Total	Particulars	Educational, Medical, Rural & Gen. Services Rs.	Previous Year Total	Particulars	Educational, Medical, Rural & Gen. Services Rs.
22,62,860	TOTAL B/F (Rs.)	38,20,141	18,97,239	TOTAL B/F (Rs.)	43,39,384
	Opening Stock :			Closing Stock :	
	Publication/Religious Literature			Publication/Religious Literature	
	Religious/Other Articles			Religious/Other Articles	
	Students'/Medical Stores etc..			Students'/Medical Stores etc..	
	Trainees' Products			Trainees' Products	
	Dairy/Poultry/Fishery			Dairy/Poultry/Fishery	
	Agriculture			Agriculture	
	Consumable: Goods/Stock/Stores			Consumable: Goods/Stock/Stores	
	Other Items (Schedule Enclosed)			Other Items (Schedule Enclosed)	
-	Surplus Carried Down	5,19,243	3,65,621	Deficit Carried Down	-
22,62,860	TOTAL (Rs.)	43,39,384	22,62,860	TOTAL (Rs.)	43,39,384
3,65,621	Deficit Brought Down	-	-	Surplus Brought Down	5,19,243
	Capital Expenditure met from Revenue income :			Receipts against earlier Years' Deficit	
	a. Land & Building etc.. :			Government Grants	
	Land			Public/Private/CSR Bodies' Grants	
	Building etc.			Donations	
	Construction W.I.P.				
	b. Movable Properties :			Profit on sale of :	
	Furniture/Equipment etc..			(sale proceeds less Book Value)	
	Vehicles			Investment	
	Library Books			Other Assets	20,984
	Loss on Sale of / Written of Investment				
	Loss on Sale of / Written of Other Assets				
-	Surplus Carried to Balance Sheet	5,40,227	3,65,621	Deficit Carried to Balance Sheet	-
3,65,621	TOTAL (Rs.)	5,40,227	3,65,621	TOTAL (Rs.)	5,40,227

Note : Figures should be furnished rounded off to the nearest rupee.
Strike out items which are not relevant.


Auditors


Secretary

UDIN-19417380AAAAA18576