

**FOREIGN CONTRIBUTIONS***Balance Sheet as at 31st March 2017*

Previous Year Rs.	FUNDS & LIABILITIES	Amount Rs.	Previous Year Rs.	PROPERTIES & ASSETS	Amount Rs.
	Capital Funds :		8,16,646	Land & Buildings	7,78,667
8,44,161	Land & Building Fund	8,08,722	-	Construction Work-in-Progress	-
4,88,969	Movable Properties Fund	6,10,020	2,77,547	Movable Properties	3,71,784
22,99,944	Endowment & Permanent Fund	22,99,944		Investments :	
52,182	Development Fund	56,998	22,99,944	Endowment & Permanent Fund Investments	22,99,944
	Reserves :		27,515	Land & Building Fund Investments	30,055
	General Funds -		2,11,422	Movable Properties Fund Investments	2,38,236
39,213	Educational & Cultural	43,479	52,182	Development Fund Investments	56,998
1,009	Medical	1,009	29,32,777	Other Investment	30,76,770
41,48,056	Rural Development	39,76,611	-	Loans & Advances	
39,265	General	44,529	-	Sundry Debtors	
-	Other Fund	-	-	Sundry Amount Receivable :	
-	Relief Fund	-	-	Unadjusted Items	
	Loans & Advances		-	Others	
	Sundry Creditors		-	Sundry Deposits	
			-	Stock of Sundry Materials	
	Sundry Amounts Payable :		-	Closing Stock (As per I/E A/c)	-
			1,976	Cash in Hand	2,048
			12,92,790	Cash at Bank	9,86,810
				General Fund (Debit Balance) :	
			-	Educational & Cultural	-
			-	Medical	-
			-	Rural Development	-
			-	General	-
79,12,799		78,41,312	79,12,799	TOTAL	Rs. 78,41,312

THIS IS THE BALANCE SHEET IN TERMS OF OUR REPORT OF EVEN DATE


Note : Figures to be furnished rounded off to the nearest rupee.

Place : RANCHI

Date : 12 SEP 2017



 Auditors


 Secretary
 RAMAKRISHNA MISSION ASHRAMA
 Swami Vishuddhananda Road,
 MORABADI, RANCHI-834008



FOREIGN CONTRIBUTIONS

Income & Expenditure Account for the year ended 31st March, 2017

E X P E N D I T U R E

I N C O M E

Previous Year Total	Particulars	Educational, Medical, Rural & Gen. Services Rs.	Previous Year Total	Particulars	Educational, Medical, Rural & Gen. Services Rs.
4,09,215	Establishment Expenses	8,23,187	6,19,571	Donation -- Cash	14,22,145
	Educational Expenses :			Donation -- Kind	
6,900	Scholarships/Stipends/Aids			Grants	6,16,148
	Sports/Prizes/Excursions etc..			Interest on :	
	Library Expenses			Govt. Securities	
	Training Programmes			Bonds	
12,207	Examination & Laboratory Exp	1,336	4,06,304	Bank/P.O. Deposits	5,51,040
	Others (Schedule Enclosed)			Other Investments	
	Cultural expenses			Other Income (Schedule Enclosed)	
	Medical Expenses :			Receipts from :	
	Hospitals/Dispensaries		11,37,389	Headquarters (Schedule Enclosed)	
1,76,808	Mobile Units, Medical Camps	2,46,414		Branches (Schedule Enclosed)	
	Others (Schedule Enclosed)	5,400			
	Relief & Welfare Expenses :				
	Primary Relief				
	Rehabilitation				
16,926	Welfare Work	21,707			
1,99,613	Project Exp. etc. (Community Welfare)	12,19,650			
	Publication/Distbn. of Religious Books				
	Expenses on Trainees' Products				
	Exp. on Dairy, Poultry & Fishery				
	Agricultural Expenses				
	Souvenir/Charity Show Exp.				
	Puja & Celebrations				
1,82,803	Boarding Expenses	2,58,241			
	Repairs, Renewals & Maintenance :				
	Land & Buildings incl. Garden				
	Motor Vehicles	36,484			
	Generators				
	Computers/Software/Website				
	Petty Equipment / Utensils				
	General Repair & Replacements				
4,150	Printing & Stationery				
	Postage & Telephones				
2,37,895	Travelling & Transit	1,80,356			
	Audit Fees & Expenses				
	Miscellaneous Expenses :				
	Rent & Municipal Taxes				
	Insurance Charges				
	Legal Expense				
506	Others (Schedule Enclosed)	436			
	Payment to :				
	Headquarters (Schedule Enclosed)				
	Branches (Schedule Enclosed)				
12,47,023	TOTAL C/O (Rs.)	27,93,211	21,63,264	TOTAL C/O (Rs.)	25,89,333



FOREIGN CONTRIBUTIONS

Income & Expenditure Account for the year ended 31st March, 2017

E X P E N D I T U R E

I N C O M E

Previous Year Total	Particulars	Educational, Medical, Rural & Gen. Services Rs.	Previous Year Total	Particulars	Educational, Medical, Rural & Gen. Services Rs.
12,47,023	TOTAL B/F (Rs.)	27,93,211	21,63,264	TOTAL B/F (Rs.)	25,89,333
	Opening Stock :			Closing Stock :	
	Publication/Religious Literature			Publication/Religious Literature	
	Religious/Other Articles			Religious/Other Articles	
	Students'/Medical Stores etc..			Students'/Medical Stores etc..	
	Trainees' Products			Trainees' Products	
	Dairy/Poultry/Fishery			Dairy/Poultry/Fishery	
	Agriculture			Agriculture	
	Consumable Goods			Consumable Goods	
	Other Items (Schedule Enclosed)			Other Items (Schedule Enclosed)	
9,16,241	Surplus Carried Down	-	-	Deficit Carried Down	2,03,878
21,63,264	TOTAL (Rs.)	27,93,211	21,63,264	TOTAL (Rs.)	27,93,211
-	Deficit Brought Down	2,03,878	9,16,241	Surplus Brought Down	-
	Capital Expenditure met from Revenue income :				
	a. Land & Building etc.. :				
	Land				
	Building etc.				
	Construction W.I.P.				
	b. Movable Properties :			Profit on sale of :	
49,400	Furniture/Equipment etc..			(sale proceeds less Book Value)	
	Vehicles			Investment	
	Library Books			Other Assets	41,963
	Loss on Sale of / Written of Investment				
	Loss on Sale of / Written of Other Assets				
8,66,841	Surplus Carried to Balance Sheet	-	-	Deficit Carried to Balance Sheet	1,61,915
9,16,241	TOTAL (Rs.)	2,03,878	9,16,241	TOTAL (Rs.)	2,03,878

Note : Figures should be furnished rounded off to the nearest rupee.
Strike out items which are not relevant.



[Signature]
Auditors

Swami Bhaveshwar
Secretary
RAMAKRISHNA MISSION ASHRAMA
Swami Vishuddhananda Road,
MORABADI, RANCHI-834008



FOREIGN CONTRIBUTIONS


Schedule of Funds as at 31.03.2017

PARTICULARS	Land and Building Fund Rs.	Movable Properties Fund Rs.	Endowment & Permanent Fund Rs.	Development Fund Rs.	General Funds				Other Funds Rs.	Relief Fund Rs.
					Educational and cultural Rs.	Medical Rs.	Rural Development Rs.	General Fund Rs.		
Credit Balance as at 01.04.2016	8,44,161	4,88,969	22,99,944	52,182	39,213	1,009	41,48,056	39,265	-	-
ADD										
Capital Grants					N. A.	N. A.	N. A.	N. A.	N. A.	N. A.
Capital Donations (i.e. Corpus Donations) - Cash					N. A.	N. A.	N. A.	N. A.	N. A.	N. A.
" - Kind			N. A.	N. A.	N. A.	N. A.	N. A.	N. A.	N. A.	N. A.
Transfer From I/E A/c (II) for acquiring Capital Assets	-	-	N. A.	N. A.	N. A.	N. A.	N. A.	N. A.	N. A.	N. A.
Income from Investments	2,540	18,777	N. A.	4,816	N. A.	N. A.	N. A.	N. A.	N. A.	N. A.
Transfer from HQ / Branches		2,11,571								
Transfer from different funds										
Net Surplus as per I/E A/c (II)	N. A.	N. A.	N. A.	N. A.	4,266	-		5,264		
A TOTAL Rs.	8,46,701	7,19,317	22,99,944	56,998	43,479	1,009	41,48,056	44,529	-	-
Less										
Depreciation on Assets (Contra)	37,979	1,09,297	N. A.	N. A.	N. A.	N. A.	N. A.	N. A.	N. A.	N. A.
Transfer to HQ / Branches										
Transfer to different funds										
Net Deficit as per I/E A/c (II)	N. A.	N. A.	N. A.	N. A.	-	-	1,71,445			
B Total Deduction Rs.	37,979	1,09,297	-	-	-	-	1,71,445	-	-	-
Balance as at 31.03.2017 as per Balance Sheet (A-B) Rs.	8,08,722	6,10,020	22,99,944	56,998	43,479	1,009	39,76,611	44,529	-	-

Note : 1) N. A. Indicates that the particular item is not applicable to the Fund concerned & hence no entry is to be made there.

2) Figures should be furnished rounded off to the nearest rupee.

[Signature]
Auditors



[Signature]
Secretary




RAMAKRISHNA MISSION ASHRAMA, MORABADI, RANCHI - 834 008

FOREIGN CONTRIBUTIONS

Schedule to Assets Discarded, Transferred and or Sold during the year 2016-17

Description of Assets	Original Cost of Assets Discarded during the year (Rs.)	WDV of Assets Discarded during the year (Rs.)	Original Cost of Assets Transferred during the year (Rs.)	WDV of Assets Transferred during the year (Rs.)	WDV of Work-in-Progress Capitalised during the year (Rs.)	Original Cost of Assets Sold during the year (Rs.)	WDV of Assets Sold during the year (Rs.)	Total (as shown in Schedule of Assets)	Sale Proceeds (Amount realized) from sale of Assets	Profit / Loss on sale of Assets
Land & Buildings										
1. Land					-			-		-
2. Buildings					-			-		-
3. Boundary Wall					-			-		-
4. Statue					-			-		-
5. Tube-wells & Water Connection					-			-		-
6. Lift					-			-		-
7. Roads & Pavements					-			-		-
8. Bio Gas Plant/Oven					-			-		-
9.					-			-		-
TOTAL Rs.	-	-	-	-	-	-	-	-	-	-
II. Construction Work-in-Progress Rs.								-		-
III. Movable Properties										
a. Furniture, Equipment, Plant etc.										
1. Furniture					-			-		-
2. Equipment (Other than Electrical)					-			-		-
3. Office Machinery (incl. Calculators)					-			-		-
4. Computers					-			-		-
5. Electrical Installation / Equipments					-			-		-
6. X-Ray Plant, Accessories etc.					-			-		-
7. Medical Equipment, Instrument etc.					-			-		-
8. Utensils and Utility Items					-			-		-
9. Laboratory Equipments					-	6,83,762	8,037	8,037	50,000	41,963
SUB TOTAL Rs.	-	-	-	-	-	6,83,762	8,037	8,037	50,000	41,963
b. Vehicles										
1. Motor Car, Jeeps, Motorcycles					-			-		-
2. Buses, Lorries, Tractors					-			-		-
3. By-cycle/Cycle-rickshaws					-			-		-
SUB TOTAL Rs.	-	-	-	-	-	-	-	-	-	-
c. Library Books Rs.								-		-
TOTAL (a+b+c) Rs.	-	-		-	-	6,83,762	8,037	8,037	50,000	41,963



Auditors

Suman Bhattacharya
Secretary



RAMAKRISHNA MISSION ASHRAMA, MORABADI, RANCHI - 834 008

FOREIGN CONTRIBUTIONS


Schedule of Assets As At 31.03.2017

Original Cost	Depreciation upto the end of previous year	Description of Assets	Written down values as at 01.04.2016 Rs.	Addition During the Year		Discarded, Transferred, Sold during the year (Rs.)	Amount on which depreciation is charged (Rs.)	Rate of Depreciation	Depreciation for the year Rs.	Written down values as at 31.03.2017 Rs.	Original Cost as at 31.03.2017 Rs.	Accumulated Depreciation as at 31.03.2017 Rs.
				From Capital Receipts*	Out of Revenue Income (Rs.)							
		Land & Buildings										
57,072		1. Land	57,072				-	-	-	57,072	57,072	-
12,95,737	5,43,362	2. Buildings	7,52,375				7,52,375	5%	37,619	7,14,756	12,95,737	5,80,981
9,988	7,508	3. Boundary Wall	2,480				2,480	5%	124	2,356	9,988	7,632
		4. Statue	-				-	5%	-	-	-	-
		5. Tube-wells & Water Connection	-				-	5%	-	-	-	-
		6. Lift	-				-	15%	-	-	-	-
		7. Roads & Pavements	-				-	5%	-	-	-	-
13,277	8,558	8. Bio Gas Plant/Oven	4,719			-	4,719	5%	236	4,483	13,277	8,794
		9.	-				-		-	-	-	-
13,76,074	5,59,428	TOTAL Rs.	8,16,646	-	-	-	7,59,574		37,979	7,78,667	13,76,074	5,97,407
		II. Construction Work-in-Progress Rs.	-				-	-	-	-	-	-
		III. Movable Properties										
		a. Furniture, Equipment, Plant etc.										
1,10,774	1,01,655	1. Furniture	9,119				9,119	10%	912	8,207	1,10,774	1,02,567
		2. Equipment (Other than Electrical)	-				-	10%	-	-	-	-
		3. Office Machinery (incl. Calculators)	-				-	10%	-	-	-	-
1,82,648	1,52,969	4. Computers	29,679				29,679	40%	11,871	17,808	1,82,648	1,64,840
1,45,115	1,25,460	5. Electrical Installation / Equipments	19,655	2,11,571			2,31,226	15%	34,684	1,96,542	3,56,686	1,60,144
		6. X-Ray Plant, Accessories etc.	-				-	20%	-	-	-	-
1,21,900	1,11,555	7. Medical Equipment, Instrument etc.	10,345				10,345	20%	2,069	8,276	1,21,900	1,13,624
		8. Utensils and Utility Items	-				-	15%	-	-	-	-
8,00,228	7,88,652	9. Laboratory Equipments	11,576			8,037	3,539	20%	708	2,831	1,16,466	1,13,635
13,60,665	12,80,291	SUB TOTAL Rs.	80,374	2,11,571	-	8,037	2,83,908		50,244	2,33,664	8,88,474	6,54,810
		b. Vehicles										
2,10,627	2,09,633	1. Motor Car, Jeeps, Motorcycles	994				994	20%	199	795	2,10,627	2,09,832
8,17,070	6,20,891	2. Buses, Lorries, Tractors	1,96,179				1,96,179	30%	58,854	1,37,325	8,17,070	6,79,745
		3. By-cycle/Cycle-rickshaws	-				-	20%	-	-	-	-
10,27,697	8,30,524	SUB TOTAL Rs.	1,97,173	-	-	-	1,97,173		59,053	1,38,120	10,27,697	8,89,577
		c. Library Books Rs.	-				-	15%	-	-	-	-
23,88,362	21,10,815	TOTAL (a+b+c) Rs.	2,77,547	2,11,571	-	8,037	4,81,081		1,09,297	3,71,784	19,16,171	15,44,387

Note : 1. *This figure should include capitalisation of Construction Work-in-Progress and Asset Gifts in Kind.

2. ** Indicate in this column the Amount transferred to Land & Building on Capitalisation.

3. Figures should be furnished rounded off to the nearest rupee.

Auditors
Secretary



FOREIGN CONTRIBUTIONS

Schedule of Investment As At 31.03.2017


PARTICULARS	B R E A K - U P D E T A I L S					
	Investments with Centre Rs.	Land & Bldg. Fund Invest. Rs.	Mov. Prop. Fund Invest. Rs.	Endowment & Permanent Fund Rs.	Development Fund Invest. Rs.	Other Investments Rs.
A. GOVERNMENT SECURITIES (Furnish Names of Securities)						
1.	-					
2. (Attach Separate Annexure, if necessary)	-					
Sub Total	-	-	-	-	-	-
B. BONDS						
1.	-					
2.	-					
3.	-					
4. (Attach Separate Annexure, if necessary)	-					
Sub Total	-	-	-	-	-	-
C. FIXED/TERM DEPOSITS (P. O. / Bank)						
1. STATE BANK OF INDIA	57,02,003	30,055	2,38,236	22,99,944	56,998	30,76,770
2.	-					
3.	-					
4. (Attach Separate Annexure, if necessary)	-					
Sub Total	57,02,003	30,055	2,38,236	22,99,944	56,998	30,76,770
D. OTHER DEPOSITS						
1.	-					
2.	-					
3.	-					
4. (Attach Separate Annexure, if necessary)	-					
Sub Total	-	-	-	-	-	-
E. BALANCE IN SAVINGS A/C						
1.	-					
2.	-					
3. (Attach Separate Annexure, if necessary)	-					
Sub Total	-	-	-	-	-	-
T O T A L **	57,02,003	30,055	2,38,236	22,99,944	56,998	30,76,770


** Should tally with figures as per Balance Sheet.

Note : 1. Under the column to the right of " Particulars " the details of the closing figure (at the end of the financial year) of Investment are to be furnished.

2. Under " G " the Bank A/cs relating to " Closing Cash & Bank Balance " are not to be mentioned.

3. Figure should be furnished rounded off to the nearest rupee.


 Auditor


 Secretary



FOREIGN CONTRIBUTION FOR THE FINANCIAL YEAR 2016-17

FC Registration No. (as renewed in 2016)

337800082

Designated Bank A/C No.

11049045025

Name & Address of the Bank

State Bank of India, Court Compound,
Ranchi - 834001

Date of submission of online return

Summary of transactions during the year 2016-17 as filed in FC-4 return

Opening Balance	Rs.	68,18,606
Receipts during the year from Foreign Source	Rs.	14,22,145
Receipts during the year from Local FC Source (Other than Interest)	Rs.	8,35,756
Interest and Other Income earned	Rs.	6,19,136
Utilised	Rs.	30,04,782
Closing Balance	Rs.	66,90,861

Statement Disclosing incorporation of Receipts & Utilisation of Foreign Contribution as filed in FC-4 Return in Consolidated Annual Accounts as at 31.03.2017

Particulars	Amount Rs.	Figures as per FC-4 Return Rs.
OPENING BALANCE		
Endowment & Permanent Fund Investments	22,99,944	
Land & Building Fund Investments	27,515	
Movable Properties Fund Investments	2,11,422	
Development Fund Investments	52,182	
Other Investment	29,32,777	
Cash in Hand	1,976	
Cash at Bank	12,92,790	
Others (Schedule enclosed)		68,18,606
RECEIPT (as First & Second Recipient)		
Donations	14,22,145	
Donations in kind	-	
Grants	6,16,148	
Interest Received on :		
Government Securities	-	
Bonds	-	
Bank/Post Office Deposits	5,77,173	
Other Investments	-	
Other Income	41,963	
Revenue Receipts from :		
Headquarters	-	
Branches	-	
Sale Proceeds from sale of Assets:		
Land & Buildings		
Movable Properties	8,037	
Land & Building Fund : Donations / Grants / Gifts	-	
Movable Properties Fund : Donations / Grants / Gifts	-	

Particulars	Amount Rs.	Figures as per FC-4 Return Rs.
Endowment & Permanent Fund Don.	-	
Development Fund: Donations / Grants / Gifts	-	
Capital Receipts from :		
Headquarters		
Branches	2,11,571	
Sundry Deposits		
Loans & Advances		
Sundry Creditors		
Sundry Debtors		
Others		28,77,037
UTILISATION		
Establishment Expenses (Salary, Electricity, Water, etc.)	8,23,187	
Educational Expenses :		
Scholarship, Stipends & Aids	-	
Sports, Prizes, Excursions etc.	-	
Library Expenses	-	
Training Programmes	-	
Examination & Laboratory Expenses	1,336	
Others	-	
Cultural expenses	-	
Medical expenses :		
Hospitals & Dispensaries	-	
Mobile Medical Units & Camps	2,46,414	
Others	5,400	
Primary Relief / Rehab. Expenses	-	
Welfare Work (incl. Pecuniary Help)	21,707	
Project exp. etc. (Rural Developments)	12,19,650	
Publication of Religious Books	-	
Expenses on Trainees' Products	-	
Exp. on Dairy, Poultry, Fishery, Etc.	-	
Agricultural expenses	-	
Exp. on Souvenir, Charity show etc.	-	
Puja & Celebrations	-	
Boarding Expenses : Food & Fuel etc.	2,58,241	
Repairs, Renewals & Maintenance :		
Maintenance of Land & Buildings	-	
Fuel & Repairs of Motor Vehicles	36,484	
Generators	-	
Computers	-	
Petty Equipments/Utensils	-	
General Repairs, Replacements	-	
Printing & Stationery	-	
Postage & Telephone	-	
Travelling & Transit	1,80,356	
Audit Fees & Expenses	-	
Miscellaneous Expenses :		
Rent / Municipal Taxes	-	
Insurance Charges	-	
Legal Expenses	-	
Others (Specify)	436	
Revenue Payments to : Headquarters/Branches	-	
Land (Purchase/Gift)	-	

Particulars	Amount Rs.	Figures as per FC-4 Return Rs.
Building (Construction/Gift)	-	
Boundary wall	-	
Electrical Installation		
Tube-well/Water System	-	
Furniture, Equipment	-	
Office Machinery	-	
Computers	-	
Electrical Equipment/Generators	2,11,571	
X-ray Plant, Accessories	-	
Medical Equipment, Instrument	-	
Utensils	-	
Bicycles/Cycle-rickshaws	-	
Motor Cars, Jeeps, etc.	-	
Buses, Lorries, etc.	-	
Library Books	-	
Capital Payments to :		
Headquarters		
Branches		
Purchase of Sundry Material		
Sundry Deposits		
Loans & Advances		
Sundry Debtors		
Sundry Creditors		
Others		30,04,782
CLOSING BALANCE		
Endowment & Permanent Fund Investments	22,99,944	
Land & Building Fund Investments	30,055	
Movable Properties Fund Investments	2,38,236	
Development Fund Investments	56,998	
Other Investment	30,76,770	
Cash in Hand	2,048	
Cash at Bank	9,86,810	
Others (Schedule enclosed)		66,90,861

This is to certify that all Receipts & Utilization shown in the FC-4 return for the year ended 31.03.2017 have been duly incorporated under the heads of accounts as mentioned above in the consolidated annual accounts i.e., Balance Sheet and Income & Expenditure Statement as at 31.03.2017 of Ramakrishna Mission Ashrama, Morabadi, Ranchi as reported in our Audit Report dated 12/09/2017.

Date: 12 SEP 2017

Place: RANCHI



Swami Bhavananda
Secretary
RAMAKRISHNA MISSION ASHRAMA
Swami Vishuddhananda Road,
MORABADI, RANCHI-834008